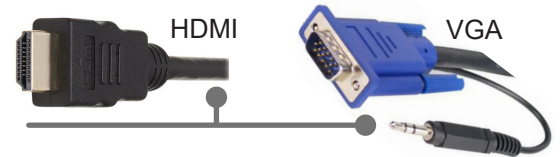


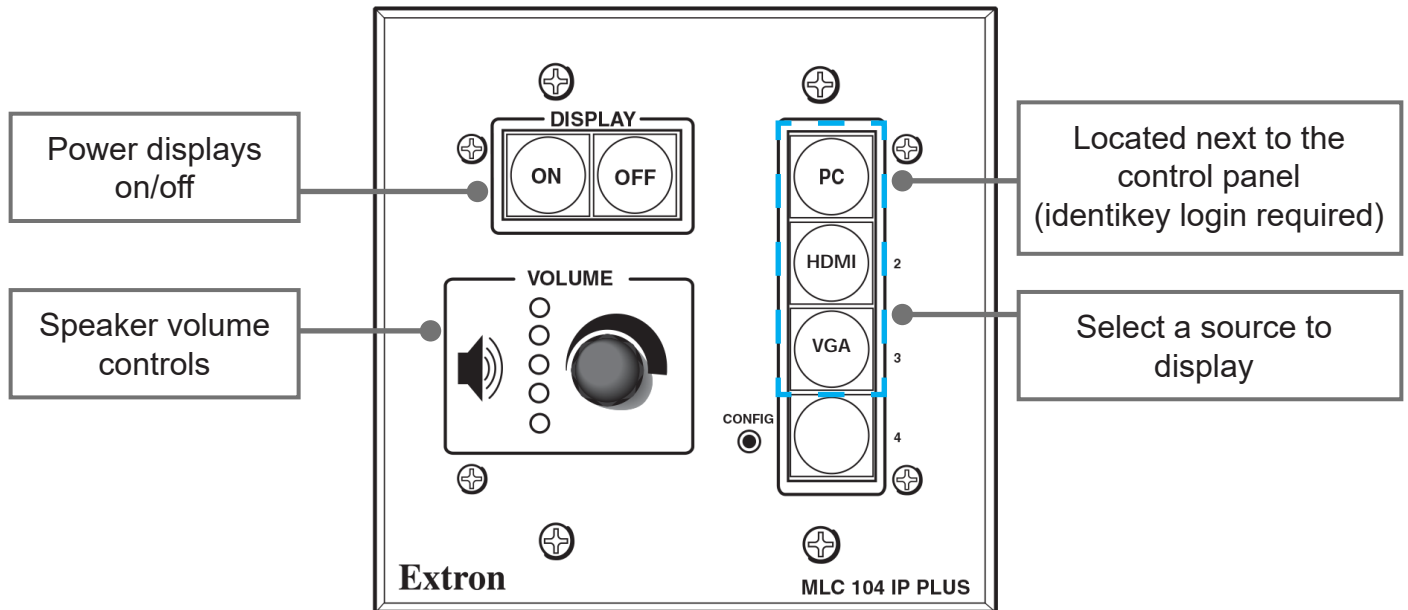
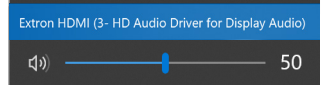
AV Quick Start Guide

Connect to the Room System

To show content on the display(s):
Connect the provided HDMI cable or VGA cable to your device.



To access the room's speakers to play audio:
Select **EXTRON HDMI** as the system audio output on your device.



If you require expedited technical assistance with the A/V system,
please scan the QR code to fill out a Problem Report.

You can also call (303) 735-4357 or "5-4357" from the in-room phone.



Learning Spaces Technology

UNIVERSITY OF COLORADO **BOULDER**

OFFICE OF INFORMATION TECHNOLOGY

