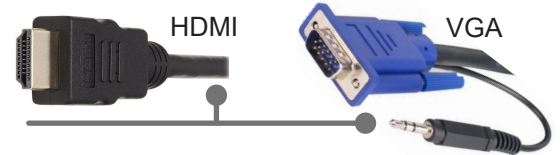


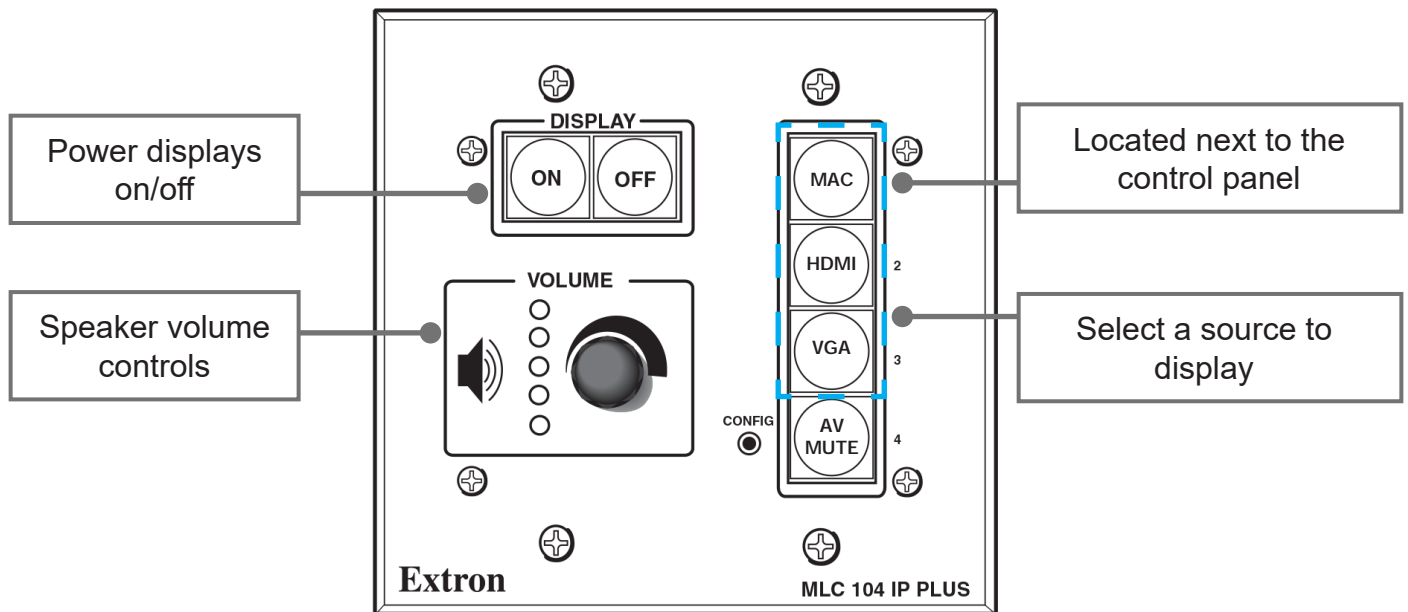
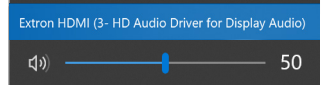
# AV Quick Start Guide

## Connect to the Room System

**To show content on the display(s):**  
Connect the provided HDMI cable or VGA cable to your device.



**To access the room's speakers to play audio:**  
Select **EXTRON HDMI** as the system audio output on your device.



If you require expedited technical assistance with the A/V system,  
please scan the QR code to fill out a Problem Report.

You can also call (303) 735-4357 or "5-4357" from the in-room phone.



## Learning Spaces Technology

UNIVERSITY OF COLORADO **BOULDER**

**OFFICE OF INFORMATION TECHNOLOGY**

